

HCG - HORN Catalogue Guide

FORMEINSTECHEN / PROFILING

| Formbreite Width of profile | Schneidplatten / Inserts S117... | | | | | | | | |
|--------------------------------|---|----------|----------|----------|----------|----------|----------|----------|----------|
| | .0010... | .0012... | .0014... | .0016... | .0018... | .0020... | .0026... | .0032... | .0045... |
| bis/up to | 10 | 12 | 14 | 16 | 18 | 20 | 26 | 32 | 45 |

| Formtiefe Depth of profile | Schneidplatten / Inserts S117... Einlegewinkel / Angle 5° | | | | | | | | |
|-------------------------------|--|----------|----------|----------|----------|----------|----------|----------|----------|
| | .0010.00 | .0012.00 | .0014.00 | .0016.00 | .0018.00 | .0020.00 | .0026.00 | .0032.00 | .0045.00 |
| bis/up to 3,5 | • | | | | | | | | |
| bis/up to 4,5 | | • | | | | | | | |
| bis/up to 6,0 | | | • | • | | | | | |
| bis/up to 6,5 | | | | | | | | • | • |
| bis/up to 9,0 | | | | | • | • | | | |
| bis/up to 10,0 | | | | | | | • | | |

| Formtiefe Depth of profile | Schneidplatten / Inserts S117... Einlegewinkel / Angle 0° | | | | |
|-------------------------------|--|-------------|-------------|-------------|-------------|
| | .0010.02.00 | .0012.02.00 | .0016.02.00 | .0020.02.00 | .0026.02.00 |
| bis/up to 6,5 | • | | | | |
| bis/up to 7,5 | | • | | | |
| bis/up to 9,0 | | | • | | |
| bis/up to 12,0 | | | | • | |
| bis/up to 13,0 | | | | | • |

| | |
|-------------------|----------|
| Kapitel / Chapter | O |
|-------------------|----------|

Formeinstechen

Profiling

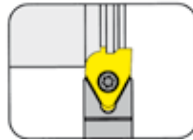


Breite
Width

Klemmhalter
Toolholder

Schneidplatten
Inserts

10 mm

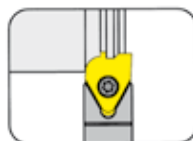


Seite/Page
02,08,011,016



Seite/Page
02,010,011,017

12 mm

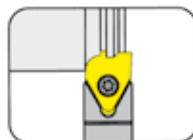


Seite/Page
03,08,012,016



Seite/Page
03,010,012,017

14 / 16 mm

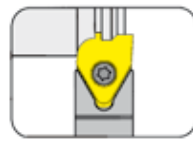


Seite/Page
04,09,013,016



Seite/Page
04,010,013,017

18 / 20 mm

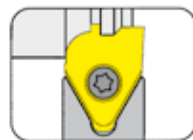


Seite/Page
05,09,014,016



Seite/Page
05,010,014,017

26 mm

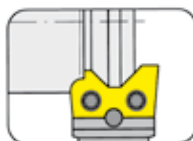


Seite/Page
06,09,015,016

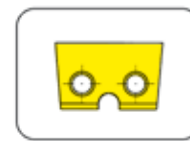


Seite/Page
06,010,015,017

32 / 45 mm

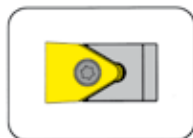


Seite/Page
018



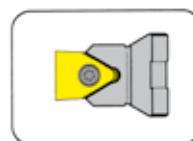
Seite/Page
019

PWP
10/12/16/32/45 mm



Seite/Page
020

AWN
10/12/16/20/32/45 mm



Seite/Page
021

Technische Informationen finden Sie in Kapitel Q
For Technical Information please see chapter Q

FORMEINSTECHEN (außen)

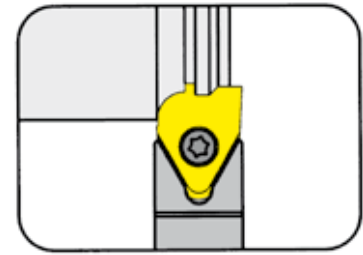
PROFILING (external)



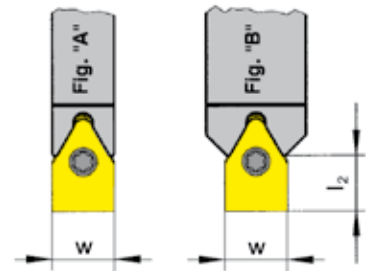
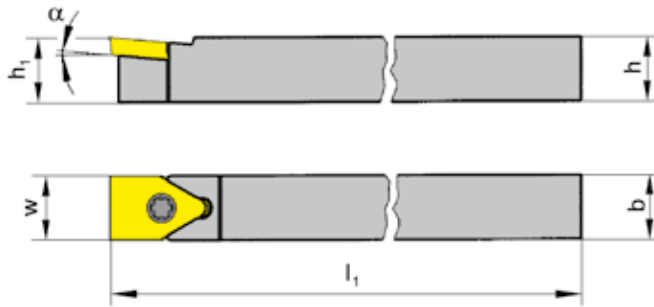
KLEMMHALTER Typ

TOOLHOLDER Type

H117



| | | |
|----------------|------------------------|---------|
| Formtiefe bis | Depth of profile up to | 3,5 mm |
| Formbreite bis | Width of profile | 10,0 mm |



| Bestellnummer Part number | α | Figur Figure | h | h ₁ | b | l ₁ | l ₂ | w | Halbfertig-Schneidplatte Semi finish insert |
|------------------------------|----------|-----------------|----|----------------|----|----------------|----------------|----|--|
| H117.1010.10 | 5° | A | 10 | 10 | 10 | 100 | - | | |
| H117.1212.10 | 5° | B | 12 | 12 | 12 | 125 | 9 | 10 | S117.0010.00 |
| H117.1616.10 | 5° | B | 16 | 16 | 16 | 125 | 9 | | |

Abmessungen in mm
Dimensions in mm

Ersatzteile

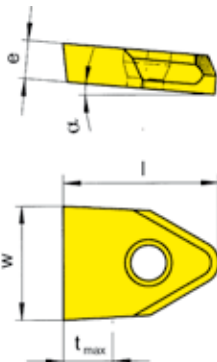
Spare parts

| Klemmhalter Toolholder | Spannschraube Screw | TORX PLUS®-Schlüssel TORX PLUS® Wrench |
|---------------------------|---|---|
| H117.1010.10 H117...10 | 030.400P.0227 4.09T15P | T15PQ T15PQ |

SCHNEIDPLATTE Typ

INSERT Type

S117.0010.00



Halbfertig-Schneidplatte: Auflagefläche und Hauptschneide geschliffen.

Semi finish insert: Only contact areas and main cutting edge ground.

Abmessungen in mm
Dimensions in mm

| Bestellnummer Part number | α | w | e | l | t _{max} | Klemmhalter Toolholder |
|------------------------------|----------|----|---|----|------------------|---------------------------|
| S117.0010.00 | 5° | 10 | 3 | 16 | 3,5 | H117...10 |

FORMEINSTECHEN (außen)

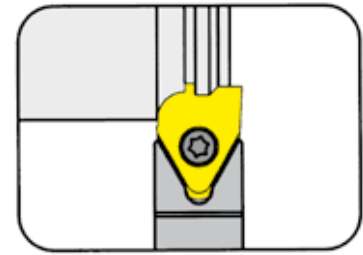
PROFILING (external)



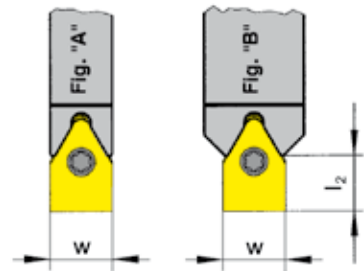
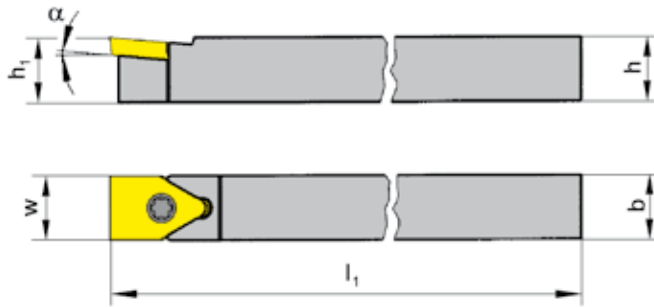
KLEMMHALTER Typ

TOOLHOLDER Type

H117



| | | |
|----------------|------------------------|---------|
| Formtiefe bis | Depth of profile up to | 4,5 mm |
| Formbreite bis | Width of profile | 12,0 mm |



| Bestellnummer Part number | α | Figur Figure | h | h ₁ | b | l ₁ | l ₂ | w | Halbfertig-Schneidplatte Semi finish insert |
|------------------------------|----------|-----------------|----|----------------|----|----------------|----------------|----|--|
| H117.1212.12 | 5° | A | 12 | 12 | 12 | 125 | - | 12 | S117.0012.00 |
| H117.1414.12 | 5° | B | 14 | 14 | 14 | 125 | 8 | | |
| H117.1612.12 | 5° | A | 16 | 16 | 12 | 125 | - | | |
| H117.1616.12 | 5° | B | 16 | 16 | 16 | 125 | 8 | | |
| H117.2020.12 | 5° | B | 20 | 20 | 20 | 150 | 8 | | |

Abmessungen in mm
Dimensions in mm

Ersatzteile

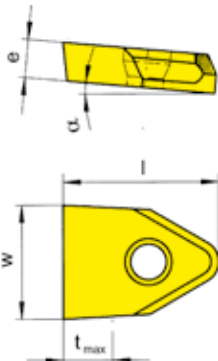
Spare parts

| Klemmhalter Toolholder | Spannschraube Screw | TORX PLUS®-Schlüssel TORX PLUS® Wrench |
|---------------------------|------------------------|---|
| H117...12 | 4.09T15P | T15PQ |

SCHNEIDPLATTE Typ

INSERT Type

S117.0012.00



Halbfertig-Schneidplatte: Auflagefläche und Hauptschneide geschliffen.

Semi finish insert: Only contact areas and main cutting edge ground.

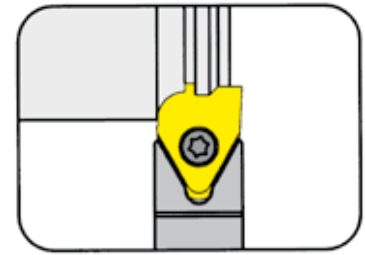
Abmessungen in mm
Dimensions in mm

| Bestellnummer Part number | α | w | e | l | t _{max} | Klemmhalter Toolholder |
|------------------------------|----------|----|-----|----|------------------|---------------------------|
| S117.0012.00 | 5° | 12 | 4,5 | 17 | 4,5 | H117...12 |

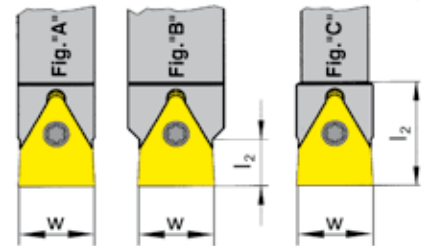
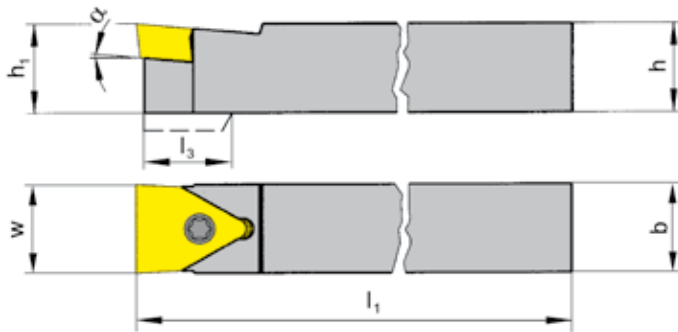
KLEMMHALTER Typ

TOOLHOLDER Type

H117



Formtiefe bis Depth of profile up to 6 mm
 Formbreite bis Width of profile 14 - 16 mm



| Bestellnummer Part number | α | Figur Figure | h | h ₁ | b | l ₁ | l ₂ | l ₃ | w | Halbfertig-Schneidplatte Semi finish insert |
|------------------------------|----------|-----------------|----|----------------|----|----------------|----------------|----------------|----|--|
| H117.1414.16 | 5° | C | 14 | 14 | 14 | 125 | 22 | 18 | 14 | S117.0014.00 |
| | 5° | C | 14 | 14 | 14 | 125 | 22 | 18 | 16 | S117.0016.00 |
| H117.1616.16 | 5° | B | 16 | 16 | 16 | 125 | 11 | - | 14 | S117.0014.00 |
| | 5° | A | 16 | 16 | 16 | 125 | - | - | 16 | S117.0016.00 |
| H117.2020.16 | 5° | B | 20 | 20 | 20 | 150 | 11 | - | 14 | S117.0014.00 |
| | 5° | B | 20 | 20 | 20 | 150 | 11 | - | 16 | S117.0016.00 |
| H117.2525.16 | 5° | B | 25 | 25 | 25 | 150 | 11 | - | 14 | S117.0014.00 |
| | 5° | B | 25 | 25 | 25 | 150 | 11 | - | 16 | S117.0016.00 |

Ersatzteile

Spare parts

Abmessungen in mm
Dimensions in mm

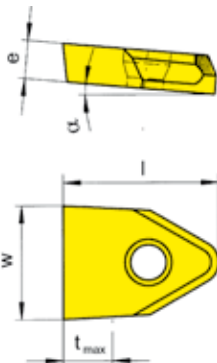
| Klemmhalter Toolholder | Spannschraube Screw | TORX PLUS®-Schlüssel TORX PLUS® Wrench |
|---------------------------|------------------------|---|
| H117...16 | 5.12T20P | T20PQ |

SCHNEIDPLATTE Typ

INSERT Type

S117.0014.00

S117.0016.00



Halbfertig-Schneidplatte: Auflagefläche und Hauptschneide geschliffen.

Semi finish insert: Only contact areas and main cutting edge ground.

Abmessungen in mm
Dimensions in mm

| Bestellnummer Part number | α | w | e | l | t _{max} | Klemmhalter Toolholder |
|------------------------------|----------|----|---|----|------------------|---------------------------|
| S117.0014.00 | 5° | 14 | 6 | 21 | 6 | H117...16 |
| S117.0016.00 | 5° | 16 | 6 | 21 | 6 | |

FORMEINSTECHEN (außen)

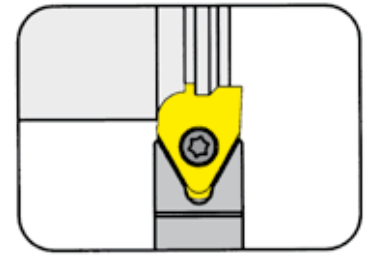
PROFILING (external)



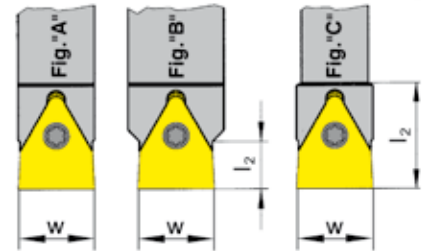
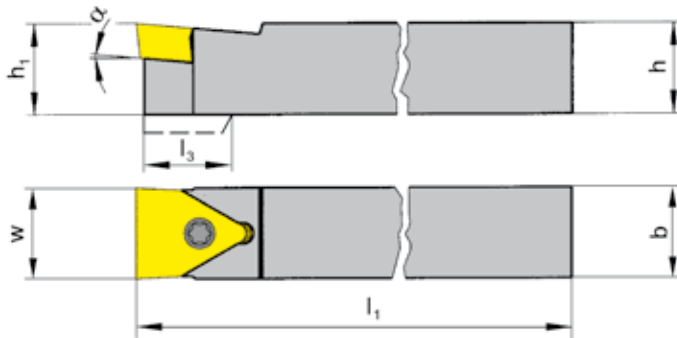
KLEMMHALTER Typ

TOOLHOLDER Type

H117



Formtiefe bis Depth of profile up to 9 mm
 Formbreite bis Width of profile 18 - 20 mm



| Bestellnummer Part number | α | Figur Figure | h | h_1 | b | l_1 | l_2 | l_3 | w | Halbfertig-Schneidplatte Semi finish insert |
|------------------------------|----------|-----------------|----|-------|----|-------|-------|-------|----|--|
| H117.1616.20 | 5° | C | 16 | 16 | 16 | 125 | 30 | 23 | 18 | S117.0018.00 |
| | 5° | C | 16 | 16 | 16 | 125 | 30 | 23 | 20 | S117.0020.00 |
| H117.2020.20 | 5° | B | 20 | 20 | 20 | 150 | 15 | - | 18 | S117.0018.00 |
| | 5° | A | 20 | 20 | 20 | 150 | - | - | 20 | S117.0020.00 |
| H117.2525.20 | 5° | B | 25 | 25 | 25 | 150 | 15 | - | 18 | S117.0018.00 |
| | 5° | B | 25 | 25 | 25 | 150 | 16 | - | 20 | S117.0020.00 |

Abmessungen in mm
Dimensions in mm

Ersatzteile

Spare parts

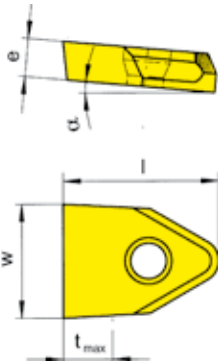
| Klemmhalter Toolholder | Spannschraube Screw | TORX PLUS®-Schlüssel TORX PLUS® Wrench |
|---------------------------|------------------------|---|
| H117...20 | 6.17T20P | T20PQ |

SCHNEIDPLATTE Typ

INSERT Type

S117.0018.00

S117.0020.00



Halbfertig-Schneidplatte: Auflagefläche und Hauptschneide geschliffen.

Semi finish insert: Only contact areas and main cutting edge ground.

Abmessungen in mm
Dimensions in mm

| Bestellnummer Part number | α | w | e | l | t_{max} | Klemmhalter Toolholder |
|------------------------------|----------|----|---|----|-----------|---------------------------|
| S117.0018.00 | 5° | 18 | 7 | 29 | 9 | H117...20 |
| S117.0020.00 | 5° | 20 | 7 | 29 | 9 | |

FORMEINSTECHEN (außen)

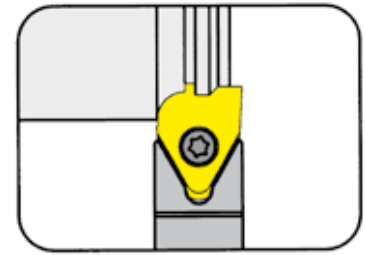
PROFILING (external)



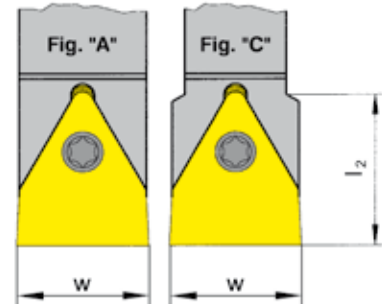
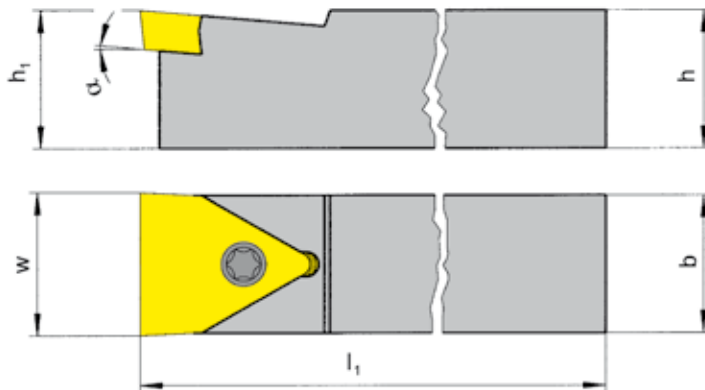
KLEMMHALTER Typ

TOOLHOLDER Type

H117



| | | |
|----------------|------------------------|-------|
| Formtiefe bis | Depth of profile up to | 13 mm |
| Formbreite bis | Width of profile | 26 mm |



| Bestellnummer Part number | α | Figur Figure | h | h ₁ | b | l ₁ | l ₂ | w | Halbfertig-Schneidplatte Semi finish insert |
|------------------------------|----------|-----------------|----|----------------|----|----------------|----------------|----|--|
| H117.2020.26 | 5° | C | 20 | 20 | 20 | 150 | 30 | 26 | S117.0026.00 |
| H117.2525.26 | 5° | A | 25 | 25 | 25 | 150 | - | | |

Abmessungen in mm
Dimensions in mm

Ersatzteile

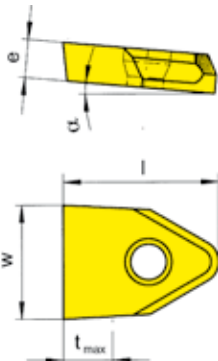
Spare parts

| Klemmhalter Toolholder | Spannschraube Screw | TORX PLUS®-Schlüssel TORX PLUS® Wrench |
|---------------------------|------------------------|---|
| H117...26 | 6.17T20P | T20PQ |

SCHNEIDPLATTE Typ

INSERT Type

S117.0026.00



Halbfertig-Schneidplatte: Auflagefläche und Hauptschneide geschliffen.


Semi finish insert: Only contact areas and main cutting edge ground.

Abmessungen in mm
Dimensions in mm

| Bestellnummer Part number | α | w | e | l | t _{max} | Klemmhalter Toolholder |
|------------------------------|----------|----|---|----|------------------|---------------------------|
| S117.0026.00 | 5° | 26 | 7 | 32 | 10 | H117...26 |

Schlagmesser

Einsetzbar auf Drehmaschinen mit angetriebenen Werkzeugen zum Schlagen von Mehrkantflächen im Einstech- oder Längsdrehverfahren.
(Siehe HORN-Katalog "HARTMETALL-FRÄSWERKZEUGE")



Polygon cutter

For use on lathes with ability to machine polygon profiles.
Please ask for further details.
(See HORN-catalogue "CARBIDE MILLING TOOLS")

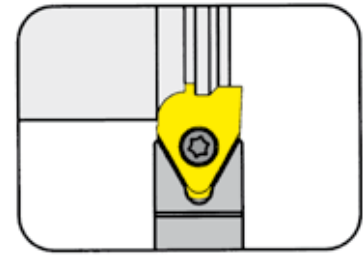
FORMEINSTECHEN (außen)

PROFILING (external)

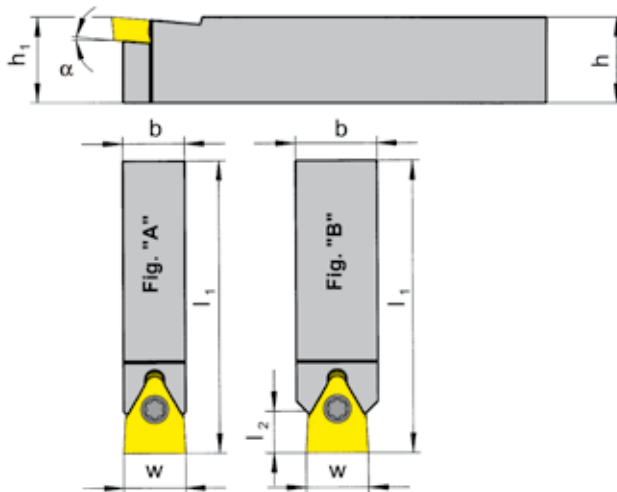


KLEMMHALTER Typ
TOOLHOLDER Type

H117



| | | |
|----------------|---------------------|---------|
| Formtiefe bis | Depth of form up to | 4,5 mm |
| Formbreite bis | Width of form up to | 12,0 mm |



für Schneidplatte
for use with Insert

Typ S117
Type

ÜBERSICHT OVERVIEW

| Bestellnummer Part number | α | Figur Figure | h | h_1 | b | l_1 | l_2 | w | Schneidplatte Insert |
|------------------------------|----------|-----------------|----|-------|----|-------|-------|----|-------------------------|
| H117.1010.10 | | A | 10 | 10 | 10 | 100 | - | | |
| H117.1212.10 | 5° | B | 12 | 12 | 12 | 125 | 9 | 10 | S117.0010.00 |
| H117.1616.10 | | B | 16 | 16 | 16 | 125 | 9 | | |
| H117.1212.12 | | A | 12 | 12 | 12 | 125 | - | | |
| H117.1414.12 | | B | 14 | 14 | 14 | 125 | 8 | | |
| H117.1612.12 | 5° | A | 16 | 16 | 12 | 125 | - | 12 | S117.0012.00 |
| H117.1616.12 | | B | 16 | 16 | 16 | 125 | 8 | | |
| H117.2020.12 | | B | 20 | 20 | 20 | 150 | 8 | | |

Weitere Einlegewinkel auf Anfrage
Further angles upon request

Abmessungen in mm
Dimensions in mm

Ersatzteile

Spare parts

| Klemmhalter Toolholder | Spannschraube Screw | TORX PLUS®-Schlüssel TORX PLUS® Wrench |
|-------------------------------|---|---|
| H117.1010.10 H117....10/12 | 030.400P.0227 4.09T15P | T15PQ T15PQ |

FORMEINSTECHEN (außen)

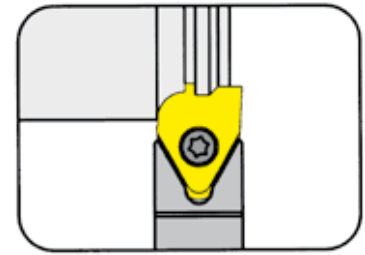
PROFILING (external)



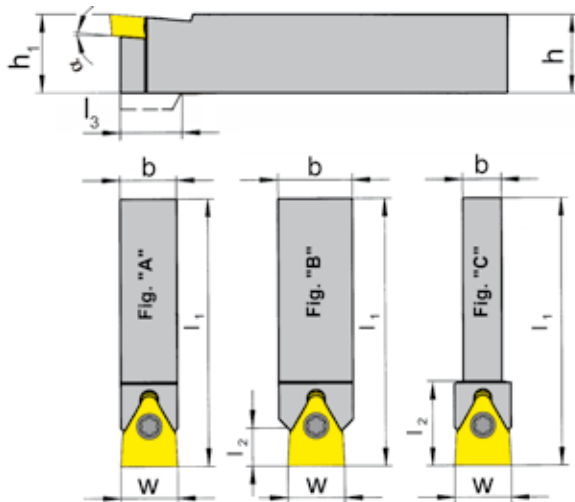
KLEMMHALTER Typ

TOOLHOLDER Type

H117



| | | |
|----------------|---------------------|---------|
| Formtiefe bis | Depth of form up to | 10,0 mm |
| Formbreite bis | Width of form up to | 26,0 mm |



für Schneidplatte
for use with Insert

Typ S117
Type

ÜBERSICHT OVERVIEW

| Bestellnummer Part number | α | Figur Figure | h | h_1 | b | l_1 | l_2 | l_3 | w | Schneidplatte Insert |
|------------------------------|----------|-----------------|----|-------|----|-------|-------|-------|----|-------------------------|
| H117.1414.16 | 5° | C | 14 | 14 | 14 | 125 | 22,0 | 18 | 16 | S117.0014/16.00 |
| H117.1616.16 | | A / B | 16 | 16 | 16 | 125 | 11,0 | - | | |
| H117.2020.16 | | B | 20 | 20 | 20 | 150 | 11,0 | - | | |
| H117.2525.16 | | B | 25 | 25 | 25 | 150 | 8,5 | - | | |
| H117.1616.20 | 5° | C | 16 | 16 | 16 | 125 | 30,0 | 23 | 20 | S117.0018/20.00 |
| H117.2020.20 | | A / B | 20 | 20 | 20 | 150 | 15,0 | - | | |
| H117.2525.20 | | B | 25 | 25 | 25 | 150 | 15,0 | - | | |
| H117.2020.26 | 5° | C | 20 | 20 | 20 | 150 | 30,0 | - | 26 | S117.0026.00 |
| H117.2525.26 | | A | 25 | 25 | 25 | | - | | | |

Weitere Einlegewinkel auf Anfrage
Further angles upon request

Abmessungen in mm
Dimensions in mm

Ersatzteile

Spare parts

| Klemmhalter Toolholder | Spannschraube Screw | TORX PLUS®-Schlüssel TORX PLUS® Wrench |
|---------------------------|------------------------|---|
| H117....16 | 5.12T20P | T20PQ |
| H117....20/26 | 6.17T20P | T20PQ |

FORMEINSTECHEN (außen)

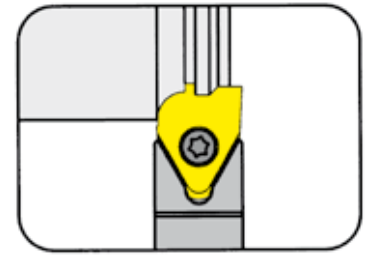
PROFILING (external)



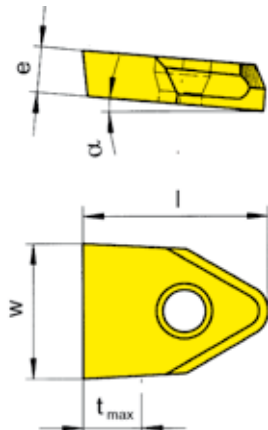
SCHNEIDPLATTE Typ

INSERT Type

S117



| | | |
|----------------|---------------------|---------|
| Formtiefe bis | Depth of form up to | 10,0 mm |
| Formbreite bis | Width of form up to | 26,0 mm |



für Klemmhalter
for use with Toolholder

Typ H117
Type

ÜBERSICHT OVERVIEW

| Bestellnummer Part number | α | w | e | l | t_{max} | Klemmhalter Toolholder | MG12 | H54 |
|------------------------------|----------|----|-----|----|-----------|---------------------------|------|-----|
| S117.0010.00 | 5° | 10 | 3,0 | 16 | 3,5 | H117...10 | ▲ | |
| S117.0012.00 | 5° | 12 | 4,5 | 17 | 4,5 | H117...12 | ▲ | ▲ |
| S117.0014.00 | 5° | 14 | 6,0 | 21 | 6,0 | H117...16 | ▲ | |
| S117.0016.00 | 5° | 16 | 6,0 | 21 | 6,0 | H117...16 | ▲ | |
| S117.0018.00 | 5° | 18 | 7,0 | 29 | 9,0 | H117...20 | ▲ | |
| S117.0020.00 | 5° | 20 | 7,0 | 29 | 9,0 | H117...20 | ▲ | |
| S117.0026.00 | 5° | 26 | 7,0 | 32 | 10,0 | H117...26 | ▲ | |

| | | | | | | | | | |
|---|----------------------|--|--|--|--|--|---|---|---|
| ▲ ab Lager / on stock | Δ 4 Wochen / 4 weeks | | | | | | P | o | • |
| • Haupteinsatzbereich / main recommendation | | | | | | | M | • | • |
| o bedingt einsetzbar / alternative recommendation | | | | | | | K | • | |
| ■ unbeschichtete HM-Sorten / uncoated grades | | | | | | | S | • | |
| ■ beschichtete HM-Sorten / coated grades | | | | | | | N | • | |
| ■ bestückt/Cermet / brazed/Cermet | | | | | | | H | | |

Abmessungen in mm
Dimensions in mm

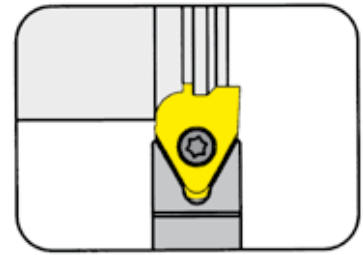


Profilierte Schneidplatten auf Anfrage
Profile inserts upon request.

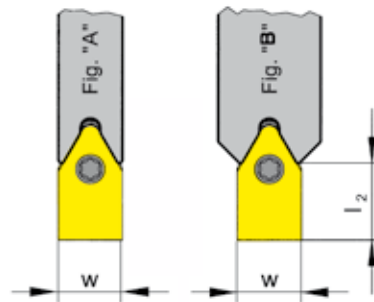
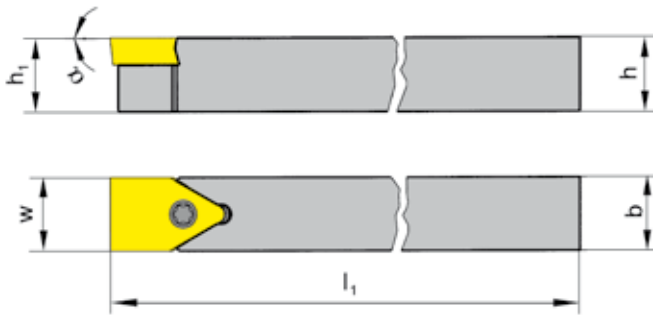
KLEMMHALTER Typ

TOOLHOLDER Type

H117



Formtiefe bis 6,5 mm
 Formbreite bis 10,0 mm
 Depth of profile up to 6,5 mm
 Width of profile 10,0 mm



| Bestellnummer Part number | α | Figur Figure | h | h ₁ | b | l ₁ | l ₂ | w | Halbfertig-Schneidplatte Semi finish insert |
|------------------------------|----------|-----------------|----|----------------|----|----------------|----------------|----|--|
| H117.1010.02.10 | 0° | A | 10 | 10 | 10 | 100 | - | | S117.0010.02.00 |
| H117.1212.02.10 | 0° | B | 12 | 12 | 12 | 125 | 12 | 10 | |
| H117.1616.02.10 | 0° | B | 16 | 16 | 16 | 125 | 12 | | |

Abmessungen in mm
 Dimensions in mm

Ersatzteile

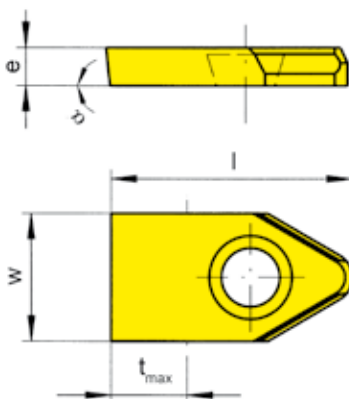
Spare parts

| Klemmhalter Toolholder | Spannschraube Screw | TORX PLUS®-Schlüssel TORX PLUS® Wrench |
|---------------------------|------------------------|---|
| H117...02.10 | 4.09T15P | T15PQ |

SCHNEIDPLATTE Typ

INSERT Type

S117.0010.02.00



Halbfertig-Schneidplatte: Auflagefläche und Hauptschneide geschliffen.

Semi finish insert: Only contact areas and main cutting edge ground.

Abmessungen in mm
 Dimensions in mm

| Bestellnummer Part number | α | w | e | l | t _{max} | Klemmhalter Toolholder |
|------------------------------|----------|----|---|----|------------------|---------------------------|
| S117.0010.02.00 | 0° | 10 | 3 | 19 | 6,5 | H117...02.10 |

FORMEINSTECHEN (außen)

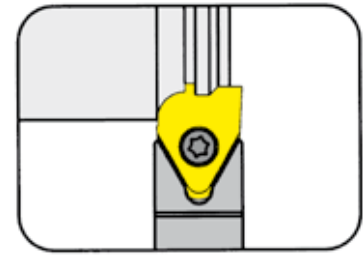
PROFILING (external)



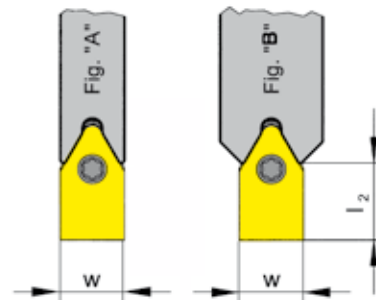
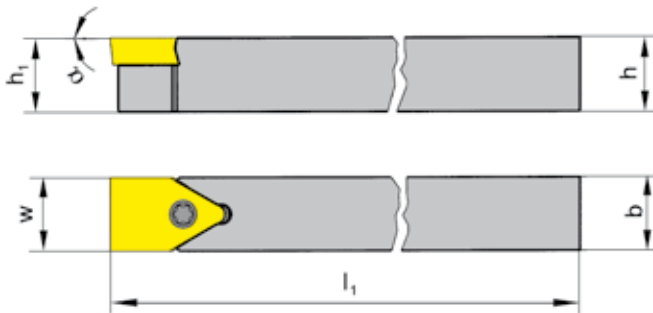
KLEMMHALTER Typ

TOOLHOLDER Type

H117



| | | |
|----------------|------------------------|---------|
| Formtiefe bis | Depth of profile up to | 7,5 mm |
| Formbreite bis | Width of profile | 12,0 mm |



| Bestellnummer Part number | α | Figur Figure | h | h ₁ | b | l ₁ | l ₂ | w | Halbfertig-Schneidplatte Semi finish insert |
|------------------------------|----------|-----------------|----|----------------|----|----------------|----------------|----|--|
| H117.1212.02.12 | 0° | A | 12 | 12 | 12 | 125 | - | | S117.0012.02.00 |
| H117.1616.02.12 | 0° | B | 16 | 16 | 16 | 125 | 11 | 12 | |
| H117.2020.02.12 | 0° | B | 20 | 20 | 20 | 150 | 11 | | |

Abmessungen in mm
Dimensions in mm

Ersatzteile

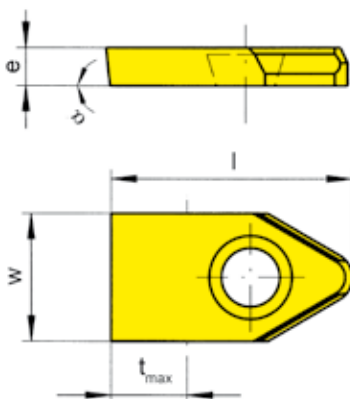
Spare parts

| Klemmhalter Toolholder | Spannschraube Screw | TORX PLUS®-Schlüssel TORX PLUS® Wrench |
|---------------------------|------------------------|---|
| H117...02.12 | 4.09T15P | T15PQ |

SCHNEIDPLATTE Typ

INSERT Type

S117.0012.02.00



Halbfertig-Schneidplatte: Auflagefläche und Hauptschneide geschliffen.

Semi finish insert: Only contact areas and main cutting edge ground.

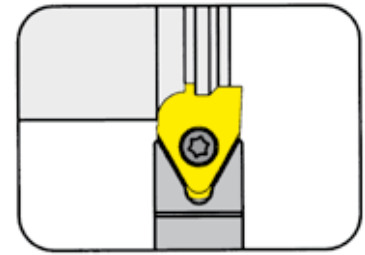
Abmessungen in mm
Dimensions in mm

| Bestellnummer Part number | α | w | e | l | t _{max} | Klemmhalter Toolholder |
|------------------------------|----------|----|-----|----|------------------|---------------------------|
| S117.0012.02.00 | 0° | 12 | 4,5 | 20 | 7,5 | H117...02.12 |

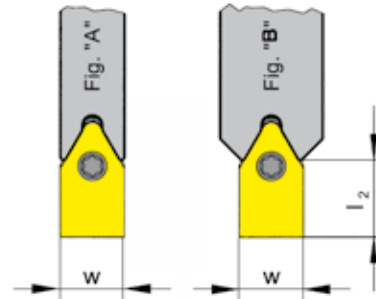
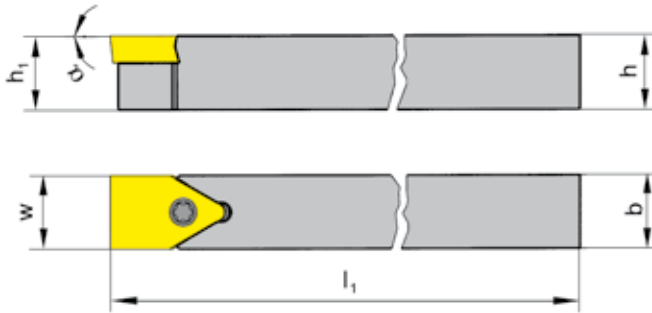
KLEMMHALTER Typ

TOOLHOLDER Type

H117



| | | |
|----------------|------------------------|-------|
| Formtiefe bis | Depth of profile up to | 9 mm |
| Formbreite bis | Width of profile | 16 mm |



| Bestellnummer Part number | α | Figur Figure | h | h ₁ | b | l ₁ | l ₂ | w | Halbfertig-Schneidplatte Semi finish insert |
|------------------------------|----------|-----------------|----|----------------|----|----------------|----------------|----|--|
| H117.1616.02.16 | 0° | A | 16 | 16 | 16 | 125 | - | 16 | S117.0016.02.00 |
| H117.2020.02.16 | 0° | B | 20 | 20 | 20 | 150 | 14 | 16 | |

Abmessungen in mm
Dimensions in mm

Ersatzteile

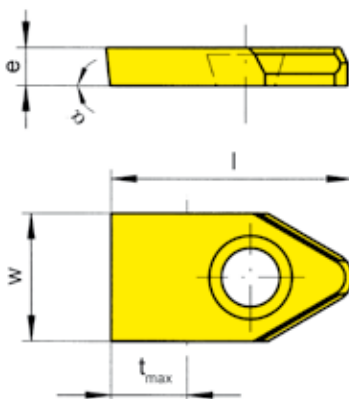
Spare parts

| Klemmhalter Toolholder | Spannschraube Screw | TORX PLUS®-Schlüssel TORX PLUS® Wrench |
|---------------------------|------------------------|---|
| H117...02.16 | 5.12T20P | T20PQ |

SCHNEIDPLATTE Typ

INSERT Type

S117.0016.02.00



Halbfertig-Schneidplatte: Auflagefläche und Hauptschneide geschliffen.

Semi finish insert: Only contact areas and main cutting edge ground.

Abmessungen in mm
Dimensions in mm

| Bestellnummer Part number | α | w | e | l | t _{max} | Klemmhalter Toolholder |
|------------------------------|----------|----|---|----|------------------|---------------------------|
| S117.0016.02.00 | 0° | 16 | 6 | 24 | 9 | H117...02.16 |

FORMEINSTECHEN (außen)

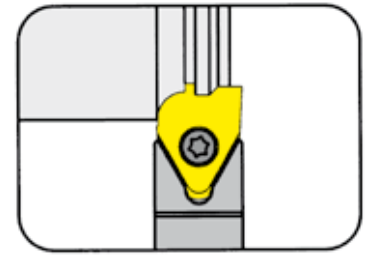
PROFILING (external)



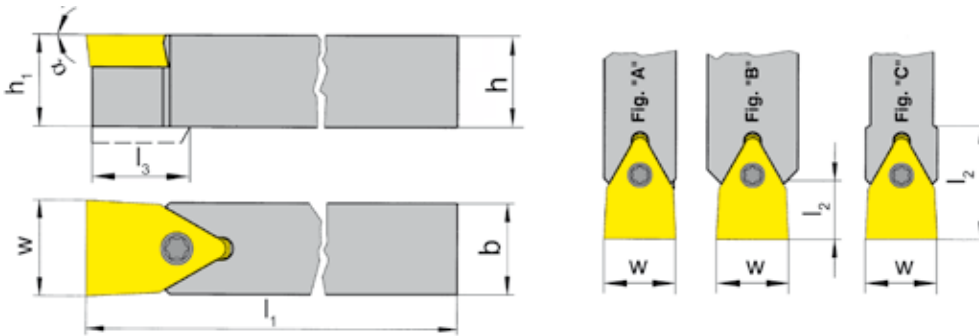
KLEMMHALTER Typ

TOOLHOLDER Type

H117



| | | |
|----------------|------------------------|-------|
| Formtiefe bis | Depth of profile up to | 12 mm |
| Formbreite bis | Width of profile | 20 mm |



| Bestellnummer Part number | α | Figur Figure | h | h ₁ | b | l ₁ | l ₂ | l ₃ | w | Halbfertig-Schneidplatte Semi finish insert |
|------------------------------|----------|-----------------|----|----------------|----|----------------|----------------|----------------|----|--|
| H117.1616.02.20 | 0° | C | 16 | 16 | 16 | 125 | 33 | 26 | | |
| H117.2020.02.20 | 0° | A | 20 | 20 | 20 | 150 | - | - | 20 | S117.0020.02.00 |
| H117.2525.02.20 | 0° | B | 25 | 25 | 25 | 150 | 19 | - | | |

Abmessungen in mm
Dimensions in mm

Ersatzteile

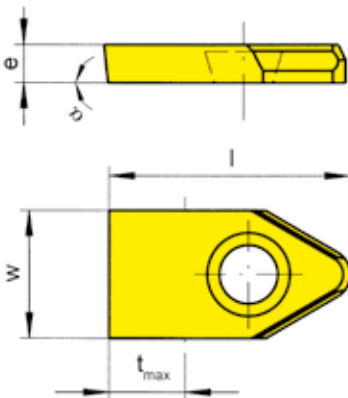
Spare parts

| Klemmhalter Toolholder | Spannschraube Screw | TORX PLUS®-Schlüssel TORX PLUS® Wrench |
|---------------------------|------------------------|---|
| H117...02.20 | 6.17T20P | T20PQ |

SCHNEIDPLATTE Typ

INSERT Type

S117.0020.02.00



Halbfertig-Schneidplatte: Auflagefläche und Hauptschneide geschliffen.

Semi finish insert: Only contact areas and main cutting edge ground.

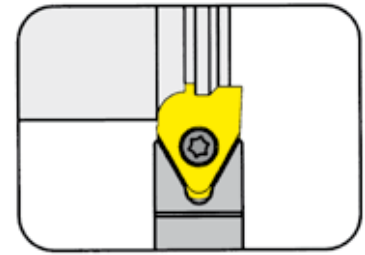
Abmessungen in mm
Dimensions in mm

| Bestellnummer Part number | α | w | e | l | t _{max} | Klemmhalter Toolholder |
|------------------------------|----------|----|---|----|------------------|---------------------------|
| S117.0020.02.00 | 0° | 20 | 7 | 32 | 12 | H117...02.20 |

KLEMMHALTER Typ

TOOLHOLDER Type

H117



| | | |
|----------------|------------------------|-------|
| Formtiefe bis | Depth of profile up to | 13 mm |
| Formbreite bis | Width of profile | 26 mm |



| Bestellnummer Part number | α | Figur Figure | h | h ₁ | b | l ₁ | l ₂ | w | Halbfertig-Schneidplatte Semi finish insert |
|------------------------------|----------|-----------------|----|----------------|----|----------------|----------------|----|--|
| H117.2020.02.26 | 0° | C | 20 | 20 | 20 | 150 | 33 | 26 | S117.0026.02.00 |
| H117.2525.02.26 | 0° | A | 25 | 25 | 25 | 150 | - | 26 | |

Abmessungen in mm
Dimensions in mm

Ersatzteile

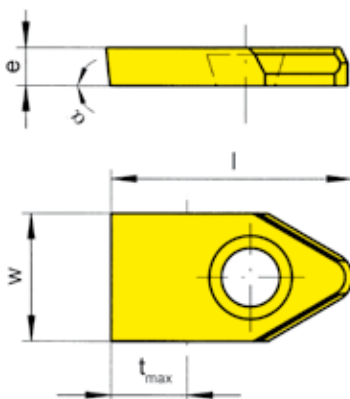
Spare parts

| | | |
|---------------------------|------------------------|---|
| Klemmhalter Toolholder | Spannschraube Screw | TORX PLUS®-Schlüssel TORX PLUS® Wrench |
| H117...02.26 | 6.17T20P | T20PQ |

SCHNEIDPLATTE Typ

INSERT Type

S117.0026.02.00



Halbfertig-Schneidplatte: Auflagefläche und Hauptschneide geschliffen.

Semi finish insert: Only contact areas and main cutting edge ground.

Abmessungen in mm
Dimensions in mm

| Bestellnummer Part number | α | w | e | l | t _{max} | Klemmhalter Toolholder |
|------------------------------|----------|----|---|----|------------------|---------------------------|
| S117.0026.02.00 | 0° | 26 | 7 | 35 | 13 | H117...02.26 |

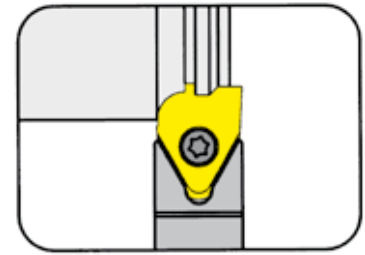
FORMEINSTECHEN (außen)

PROFILING (external)

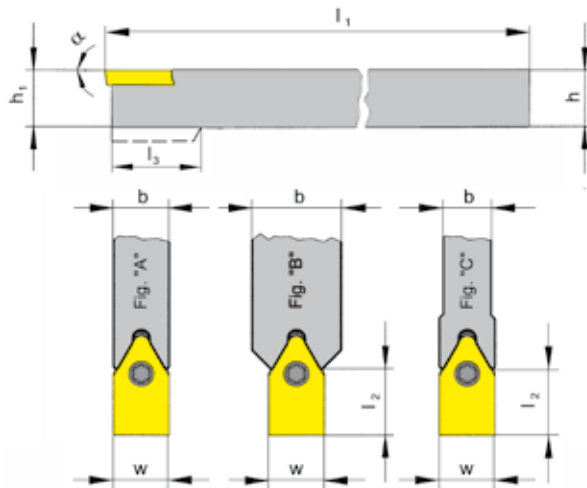


KLEMMHALTER Typ
TOOLHOLDER Type

H117



| | | |
|----------------|---------------------|---------|
| Formtiefe bis | Depth of form up to | 13,0 mm |
| Formbreite bis | Width of form up to | 26,0 mm |



für Schneidplatte
for use with Insert

Typ S117
Type

ÜBERSICHT
OVERVIEW

| Bestellnummer Part number | α | Figur Figure | h | h_1 | b | l_1 | l_2 | l_3 | w | Schneidplatte Insert |
|------------------------------|----------|-----------------|----|-------|----|-------|-------|-------|----|-------------------------|
| H117.1010.02.10 | 0° | A | 10 | 10 | 10 | 100 | - | - | 10 | S117.0010.02.00 |
| H117.1212.02.10 | | B | 12 | 12 | 12 | 125 | 12 | - | | |
| H117.1616.02.10 | | B | 16 | 16 | 16 | 125 | 12 | - | | |
| H117.1212.02.12 | 0° | A | 12 | 12 | 12 | 125 | - | - | 12 | S117.0012.02.00 |
| H117.1616.02.12 | | B | 16 | 16 | 16 | 125 | 11 | - | | |
| H117.2020.02.12 | | B | 20 | 20 | 20 | 150 | 11 | - | | |
| H117.1616.02.16 | 0° | A | 16 | 16 | 16 | 125 | - | - | 16 | S117.0016.02.00 |
| H117.2020.02.16 | | B | 20 | 20 | 20 | 150 | 14 | - | | |
| H117.1616.02.20 | 0° | C | 16 | 16 | 16 | 125 | 33 | 26 | 20 | S117.0020.02.00 |
| H117.2020.02.20 | | A | 20 | 20 | 20 | 150 | - | - | | |
| H117.2525.02.20 | | B | 25 | 25 | 25 | 150 | 19 | - | | |
| H117.2020.02.26 | 0° | C | 20 | 20 | 20 | 150 | 33 | - | 26 | S117.0026.02.00 |
| H117.2525.02.26 | | A | 25 | 25 | 25 | | - | - | | |

Weitere Abmessungen auf Anfrage
Further sizes upon request

Abmessungen in mm
Dimensions in mm

Ersatzteile
Spare parts

| Klemmhalter Toolholder | Spannschraube Screw | TORX PLUS®-Schlüssel TORX PLUS® Wrench |
|---------------------------|------------------------|---|
| H117....10/12 | 4.09T15P | T15PQ |
| H117....16 | 5.12T20P | T20PQ |
| H117....20/26 | 6.17T20P | T20PQ |

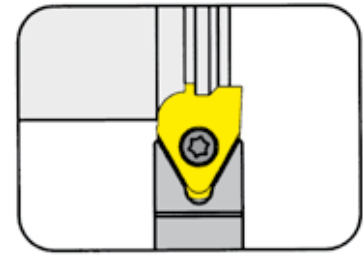
FORMEINSTECHEN (außen)

PROFILING (external)



SCHNEIDPLATTE Typ
INSERT Type

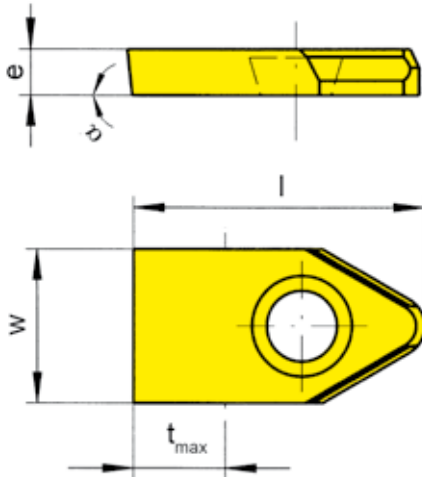
S117



| | | |
|----------------|---------------------|---------|
| Formtiefe bis | Depth of form up to | 13,0 mm |
| Formbreite bis | Width of form up to | 26,0 mm |

für Klemmhalter
for use with Toolholder

Typ H117
Type



ÜBERSICHT OVERVIEW

| Bestellnummer Part number | α | w | e | l | t_{max} | Klemmhalter Toolholder | MG12 |
|------------------------------|----------|----|-----|----|-----------|---------------------------|------|
| S117.0010.02.00 | 0° | 10 | 3,0 | 19 | 6,5 | H117...02.10 | ▲ |
| S117.0012.02.00 | 0° | 12 | 4,5 | 20 | 7,5 | H117...02.12 | ▲ |
| S117.0016.02.00 | 0° | 16 | 6,0 | 24 | 9,0 | H117...02.16 | ▲ |
| S117.0020.02.00 | 0° | 20 | 7,0 | 32 | 12,0 | H117...02.20 | ▲ |
| S117.0026.02.00 | 0° | 26 | 7,0 | 35 | 13,0 | H117...02.26 | ▲ |

- ▲ ab Lager / on stock Δ 4 Wochen / 4 weeks
- Haupteinsatzbereich / main recommendation
- o bedingt einsetzbar / alternative recommendation
- unbeschichtete HM-Sorten / uncoated grades
- beschichtete HM-Sorten / coated grades
- bestückt/Cermet / brazed/Cermet

| | |
|---|---|
| P | o |
| M | • |
| K | • |
| S | • |
| N | • |
| H | • |

Weitere Abmessungen auf Anfrage
Further sizes upon request

Abmessungen in mm
Dimensions in mm



Profilierte Schneidplatten auf Anfrage
Profile inserts upon request.

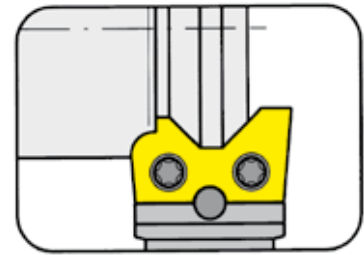
FORMEINSTECHEN (außen)

PROFILING (external)

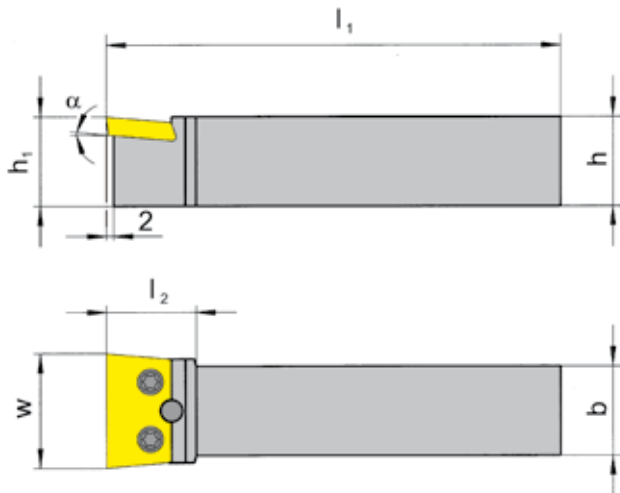


KLEMMHALTER Typ
TOOLHOLDER Type

H117



| | | |
|----------------|---------------------|---------|
| Formtiefe bis | Depth of form up to | 6,5 mm |
| Formbreite bis | Width of form up to | 45,0 mm |



für Schneidplatte
for use with Insert

Typ S117
Type

ÜBERSICHT OVERVIEW

| Bestellnummer Part number | α | h | h_1 | b | l_1 | l_2 | w | Schneidplatte Insert |
|------------------------------|----------|----|-------|----|-------|-------|----|-------------------------|
| H117.2020.32 | 5° | 20 | 20 | 20 | 150 | 25 | 32 | S117.0032.00 |
| H117.2525.32 | | 25 | 25 | 25 | | | | |
| H117.2525.45 | 5° | 25 | 25 | 25 | 150 | 27 | 45 | S117.0045.00 |
| H117.3232.45 | | 32 | 32 | 32 | | | | |

Weitere Einlegewinkel auf Anfrage
Further angles upon request

Abmessungen in mm
Dimensions in mm

Ersatzteile

Spare parts

| Klemmhalter Toolholder | Spannschraube Screw | TORX PLUS®-Schlüssel TORX PLUS® Wrench |
|---------------------------|------------------------|---|
| H117.... | 5.12T20P | T20PQ |

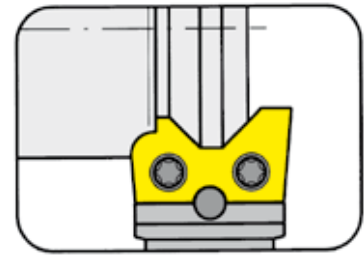
FORMEINSTECHEN (außen)

PROFILING (external)

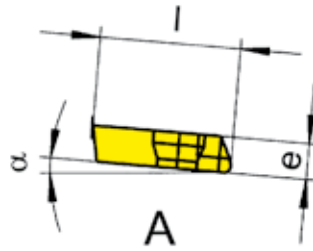
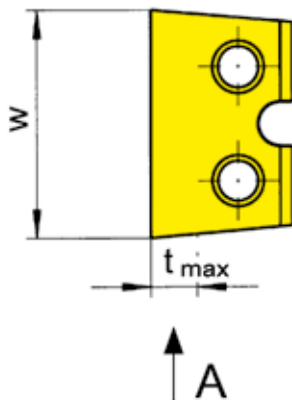


SCHNEIDPLATTE Typ
INSERT Type

S117



| | | |
|----------------|---------------------|---------|
| Formtiefe bis | Depth of form up to | 6,5 mm |
| Formbreite bis | Width of form up to | 45,0 mm |



für Klemmhalter
for use with Toolholder

Typ H117
Type

| Bestellnummer Part number | α | w | e | l | t_{max} | Klemmhalter Toolholder | MG12 |
|------------------------------|----------|----|---|------|-----------|---------------------------|------|
| S117.0032.00 | 5° | 32 | 5 | 19,7 | 6,5 | H117...32 | ▲ |
| S117.0045.00 | 5° | 45 | 5 | 19,7 | 6,5 | H117...45 | ▲ |

- ▲ ab Lager / on stock Δ 4 Wochen / 4 weeks
- Haupteinsatzbereich / main recommendation
- bedingt einsetzbar / alternative recommendation
- unbeschichtete HM-Sorten / uncoated grades
- beschichtete HM-Sorten / coated grades
- bestückt/Cermet / brazed/Cermet

| | |
|---|---|
| P | ○ |
| M | ● |
| K | ● |
| S | ● |
| N | ● |
| H | ● |

Weitere Abmessungen auf Anfrage
Further sizes upon request

Abmessungen in mm
Dimensions in mm



Profilierte Schneidplatten auf Anfrage
Profile inserts upon request.

FORMEINSTECHEN (außen)

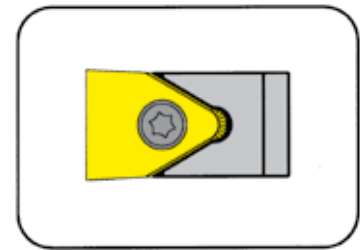
PROFILING (external)



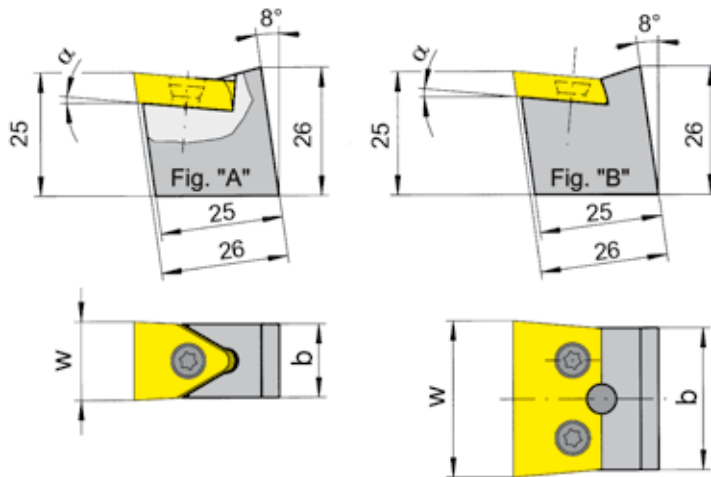
KLEMMHALTER Typ

TOOLHOLDER Type

H117



| | | |
|----------------|---------------------|---------|
| Formtiefe bis | Depth of form up to | 6,5 mm |
| Formbreite bis | Width of form up to | 45,0 mm |



für Schneidplatte
for use with Insert

Typ S117
Type

mit PWP-System
with PWP-System

| Bestellnummer Part number | α | Figur Figure | b | w | Schneidplatte Insert |
|------------------------------|----------|-----------------|----|----|-------------------------|
| H117.PWP.10 | 5° | A | 10 | 10 | S117.0010.00 |
| H117.PWP.12 | 5° | A | 12 | 12 | S117.0012.00 |
| H117.PWP.16 | 5° | A | 16 | 16 | S117.0014/16.00 |
| H117.PWP.32 | 5° | B | 28 | 32 | S117.0032.00 |
| H117.PWP.45 | 5° | B | 42 | 45 | S117.0045.00 |

Weitere Einlegewinkel auf Anfrage
Further angles upon request

Abmessungen in mm
Dimensions in mm

Ersatzteile

Spare parts

| Klemmhalter Toolholder | Spannschraube Screw | TORX PLUS®-Schlüssel TORX PLUS® Wrench |
|-------------------------------------|------------------------------------|---|
| H117.PWP.10/12 H117.PWP.16/32/45 | 4.09T15P 5.12T20P | T15PQ T20PQ |

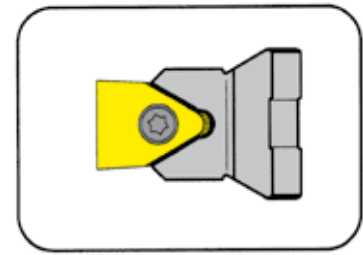
FORMEINSTECHEN (außen)

PROFILING (external)

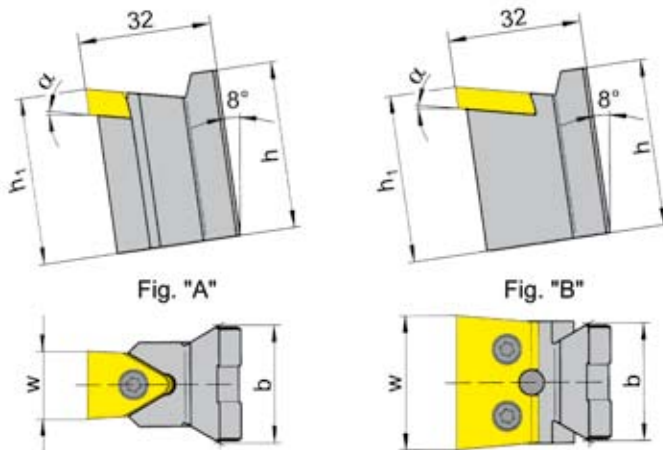


KLEMMHALTER Typ
TOOLHOLDER Type

H117



| | | |
|----------------|---------------------|---------|
| Formtiefe bis | Depth of form up to | 9,0 mm |
| Formbreite bis | Width of form up to | 45,0 mm |



für Schneidplatte
for use with Insert

Typ S117
Type

mit AWN-System
with AWN-System

| Bestellnummer Part number | α | Figur Figure | h | h_1 | b | w | t_{max} | Schneidplatte Insert |
|------------------------------|----------|-----------------|----|-------|----------|----|-----------|-------------------------|
| H117.AW20.10 H117.AW28.10 | 5° | A | 36 | 40 | 20 28 | 10 | 3,5 | S117.0010.00 |
| H117.AW20.12 H117.AW28.12 | 5° | A | 36 | 40 | 20 28 | 12 | 4,5 | S117.0012.00 |
| H117.AW20.16 H117.AW28.16 | 5° | A | 36 | 40 | 20 28 | 16 | 6,5 | S117.0014/16.00 |
| H117.AW28.20 | 5° | A | 36 | 40 | 28 | 20 | 9,0 | S117.0018/20.00 |
| H117.AW28.32 | 5° | B | 36 | 40 | 28 | 32 | 6,5 | S117.0032.00 |
| H117.AW40.45 | 5° | B | 50 | 50 | 40 | 45 | 6,5 | S117.0045.00 |

Weitere Einlegewinkel auf Anfrage
Further angles upon request

Abmessungen in mm
Dimensions in mm

Ersatzteile
Spare parts

| Klemmhalter Toolholder | Spannschraube Screw | TORX PLUS®-Schlüssel TORX PLUS® Wrench |
|---------------------------|------------------------|---|
| H117.AW2...10/12 | 4.09T15P | T15PQ |
| H117.AW...16/32/45 | 5.12T20P | T20PQ |
| H117.AW28.20 | 6.17T20P | T20PQ |